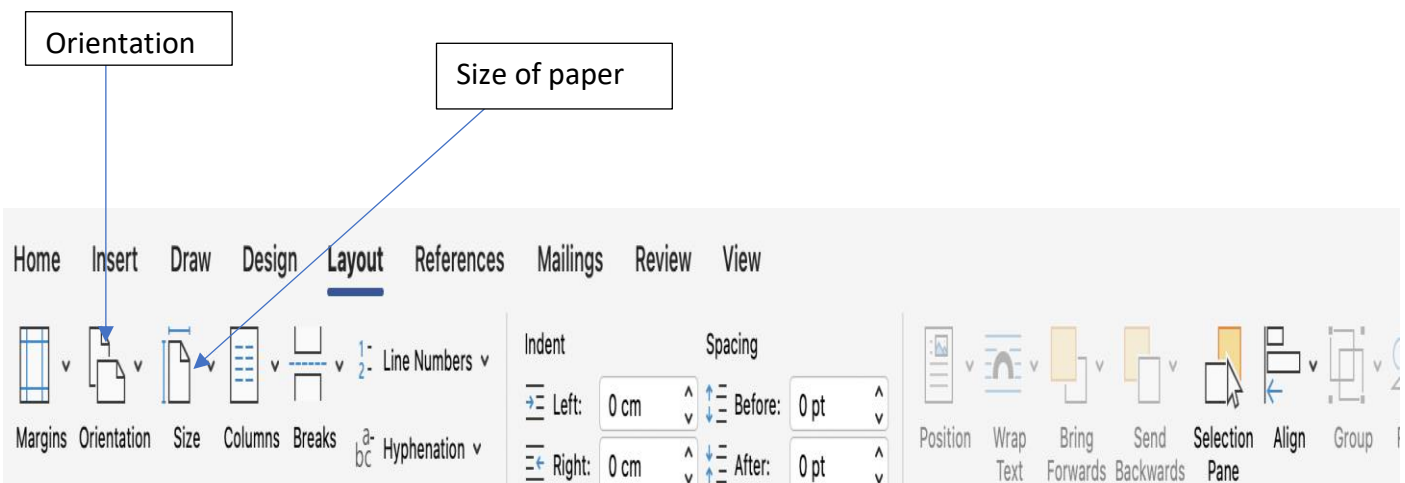


Word

Dictionary	A digital dictionary accessible
Thesaurus	A digital thesaurus
Size	Select the correct size of paper
Orientation	How the paper is displayed, portrait or landscape





Powerpoint

Transition	Movement from one slide to another
Hyperlink	A link in the text to click and follow
Embed	Links/images that have been inserted

An example of a hyperlink:

<https://en.wikipedia.org/wiki/Hyperlink#:~:text=In%20computing%2C%20a%20hyperlink%2C%20or,is%20known%20as%20anchor%20text.>

The screenshot displays the Microsoft PowerPoint application interface. The top ribbon includes tabs for Home, Insert, Draw, Design, Transitions, Animations, Slide Show, Record, Review, and View. The Home tab is active, showing options for Paste, New Slide, Layout, Reset, and Section. The main workspace shows a single slide with a title placeholder that reads "Click to add title" and a subtitle placeholder that reads "Click to add subtitle". The slide is numbered "1" in the bottom left corner.

Coding

If statement	A piece of code will run IF a statement is true.
If/Else	A conditional command, a block of code will run IF the condition is met, if not then the ELSE command will run
Variable	A named area in computer memory.
Selection	A decision command.



Design

Open design mode in 2Code.

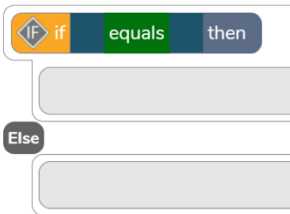


Exit Design

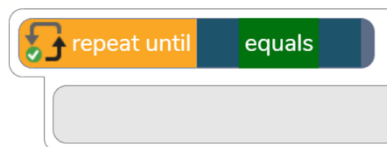
Switch to code mode in 2Code.

 change variable

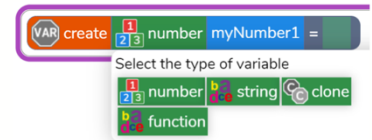
A change variable block.



An 'if/Else' command.



Repeat until.




Creating a variable in 2Code.

Logo

LOGO	The programme used to control the on-screen turtle
LOGO commands	A list of instructions
Template	The grid in which the turtle moves
Procedure	Pieces of LOGO text with a name that can be run



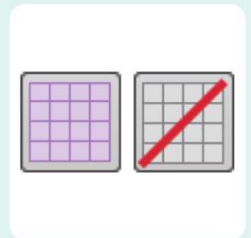
Open, close and share work



Choose the turtle style



Choose a background



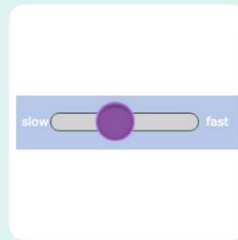
Switch the grid on and off



Press and the logo mouse follows the instructions



Reset the mouse to the start position



Change the speed at which the mouse moves



Write the Logo instructions here

Animation

Animation	Adding movement to still objects
Frame	A single image in an animation
Stop motion	The camera is continuously stop/started whilst the objects are moved
Storyboard	A collection of frames
Onion Skinning	A shadow of the previous frame is still visible to help create the next frame



Open, close or share animation.



Add or delete a frame from the animation.



Play the animation.




Switch onion skinning on or off.




Add a background picture to the animation.



Insert a photograph from a webcam into the animation.



Insert a sound file into the animation.



Number of frames in the animation.